

$$1a) \quad \int_{-\infty}^{\infty} c_1 e^{-x^2/2\sigma^2} dx = 1$$

$$S_0 \quad \frac{1}{c} = \underbrace{\int_{-\infty}^{\infty} e^{-x^2/2\sigma^2} dx}_{\text{call this } I}$$

$$I^2 = \int_{-\infty}^{\infty} e^{-x^2/2\sigma^2} dx \int_{-\infty}^{\infty} e^{-y^2/2\sigma^2} dy$$

$$= \int_{-\infty}^{\infty} \int_{-\infty}^{\infty} e^{-(x^2+y^2)/2\sigma^2} dx dy$$

$$= \int_{\theta=0}^{2\pi} \int_{r=0}^{\infty} e^{-r^2/2\sigma^2} r dr d\theta$$

$$= \int_0^{2\pi} d\theta \int_0^{\infty} e^{-r^2/2\sigma^2} r dr$$

$$= 2\pi (-\sigma^2) e^{-r^2/2\sigma^2} \Big|_0^{\infty}$$

$$I^2 = 2\pi\sigma^2$$

$$S_0 \quad I = \sqrt{2\pi}\sigma \quad c = \frac{1}{\sqrt{2\pi}\sigma}$$

$$\boxed{\phi_1(x) = \frac{1}{\sqrt{2\pi}\sigma} e^{-x^2/2\sigma^2}}$$

$$1b) \quad \iint_{-\infty}^{\infty} c_2 e^{-\frac{(x^2+y^2)}{2\sigma^2}} dx dy = 1$$

$$S_0 \quad \frac{1}{c_2} = \iint_{-\infty}^{\infty} e^{-\frac{(x^2+y^2)}{2\sigma^2}} dx dy$$

$$= \int_{-\infty}^{\infty} e^{-\frac{x^2}{2\sigma^2}} dx \int_{-\infty}^{\infty} e^{-\frac{y^2}{2\sigma^2}} dy$$

$$= \sqrt{2\pi} \sigma \quad \sqrt{2\pi} \sigma$$

$$= 2\pi \sigma^2$$

$$S_0 \quad c_2 = \frac{1}{2\pi \sigma^2}$$

$$\phi_2(x,y) = \frac{1}{2\pi \sigma^2} e^{-\frac{(x^2+y^2)}{2\sigma^2}}$$

$$1c) \quad \frac{1}{c_3} = \iiint_{-\infty}^{\infty} e^{-\frac{(x^2+y^2+z^2)}{2\sigma^2}} dx dy dz$$

$$= \int_{-\infty}^{\infty} e^{-\frac{x^2}{2\sigma^2}} dx \int_{-\infty}^{\infty} e^{-\frac{y^2}{2\sigma^2}} dy \int_{-\infty}^{\infty} e^{-\frac{z^2}{2\sigma^2}} dz$$

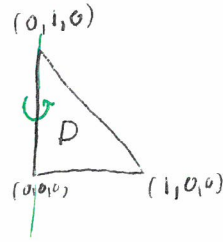
$$= \sqrt{2\pi} \sigma \quad \sqrt{2\pi} \sigma \quad \sqrt{2\pi} \sigma$$

$$= (2\pi)^{3/2} \sigma^3$$

$$c_3 = (2\pi)^{-3/2} \sigma^{-3}$$

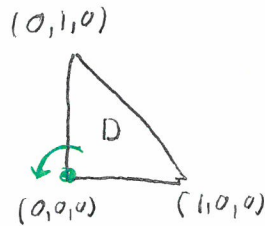
$$\phi_3(x,y,z) = \frac{1}{(2\pi)^{3/2} \sigma^3} e^{-\frac{(x^2+y^2+z^2)}{2\sigma^2}}$$

2a)



$$\begin{aligned}
 I &= \iint_D \rho x^2 dx dy \\
 &= \rho \int_{x=0}^1 \int_{y=0}^{1-x} x^2 dy dx \\
 &= \rho \int_{x=0}^1 x^2 \left(\int_{y=0}^{1-x} dy \right) dx \\
 &= \rho \int_0^1 x^2 (1-x) dx \\
 &= \rho \int_0^1 x^2 - x^3 dx \\
 &= \rho \left[\frac{1}{3} x^3 \Big|_0^1 - \frac{1}{4} x^4 \Big|_0^1 \right] \\
 &= \boxed{\rho \left(\frac{1}{12} \right)}
 \end{aligned}$$

2b) $I = \iint_D \rho(x^2 + y^2) dx dy$
 $= \iint_D \rho x^2 dx dy + \iint_D \rho y^2 dx dy$

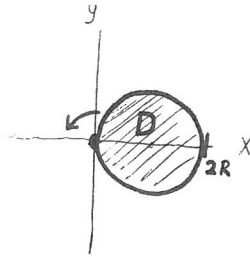


Note $\iint_D \rho x^2 dx dy = \rho/12$

By symmetry $\iint_D \rho y^2 dx dy = \rho/12$

So $I = \rho/12 + \rho/12 = \boxed{\rho/6}$

2 ~~1~~ c) The moment of inertia of D about z axis



is
$$I = \iint_D \rho(x^2 + y^2) dA$$

We use polar coordinates to evaluate the integral.

First, we describe region in polar coordinates

$$-\frac{\pi}{2} \leq \theta \leq \frac{\pi}{2} \quad \& \quad 0 \leq r(\theta) \leq 2R \cos \theta$$

Second, we describe integrand in terms of polar

$$\rho(x^2 + y^2) = \rho r^2$$

Finally, write area element in polar

$$dA = r dr d\theta$$

So
$$I = \int_{\theta=-\pi/2}^{\pi/2} \int_{r=0}^{2R \cos \theta} \rho r^2 r dr d\theta$$

$$= \rho \int_{-\pi/2}^{\pi/2} \left(\int_0^{2R \cos \theta} r^3 dr \right) d\theta$$

$$= \rho \int_{-\pi/2}^{\pi/2} \frac{1}{4} (2R \cos \theta)^4 d\theta$$

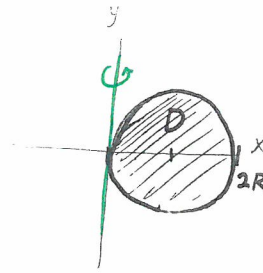
$$= 4\rho R^4 \int_{-\pi/2}^{\pi/2} \cos^4 \theta d\theta = 4\rho R^4 \left[\frac{12x + 8 \sin 2x + \sin 4x}{32} \right]_{-\pi/2}^{\pi/2}$$

$$= 4\rho R^4 \cdot \frac{3}{8} \pi = \frac{3}{2} \pi \rho R^4 = \frac{3}{2} M R^2$$

2.3d)

The moment of inertia of D about y axis is

$$I = \iint_D \rho x^2 dA$$

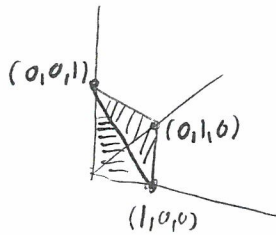


We use polar coordinates

$$\begin{aligned} I &= \int_{\theta=-\pi/2}^{\pi/2} \int_{r=0}^{2R \cos \theta} \rho (r \cos \theta)^2 r dr d\theta \\ &= \rho \int_{-\pi/2}^{\pi/2} \left(\int_0^{2R \cos \theta} r^3 dr \right) \cos^2 \theta d\theta \\ &= \rho \int_{-\pi/2}^{\pi/2} \frac{1}{4} (2R \cos \theta)^4 \cos^2 \theta d\theta \\ &= \rho 2^2 R^4 \int_{-\pi/2}^{\pi/2} \cos^6 \theta d\theta \\ &= 4\rho R^4 \left[\frac{5x}{16} + \frac{15}{64} \sin 2x + \frac{3}{64} \sin 4x + \frac{1}{192} \sin 6x \right]_{-\pi/2}^{\pi/2} \\ &= 4\rho R^4 \frac{5\pi}{16} \\ &= \frac{5}{4} \pi \rho R^4 = \frac{5}{4} MR^2 \end{aligned}$$

3)

Plane going through
 $(1,0,0)$ $(0,1,0)$ $(0,0,1)$
 is $x+y+z=1$



$$\begin{aligned}
 V &= \iiint_D dV = \int_{x=0}^1 \int_{y=0}^{1-x} \int_{z=0}^{1-x-y} dz dy dx \\
 &= \int_{x=0}^1 \int_{y=0}^{1-x} (1-x-y) dy dx \\
 &= \int_{x=0}^1 \left. y - yx - \frac{1}{2}y^2 \right|_0^{1-x} dx \\
 &= \int_0^1 (1-x) - (1-x)x - \frac{1}{2}(1-x)^2 dx \\
 &= \int_0^1 (1-x)^2 - \frac{1}{2}(1-x)^2 dx \\
 &= \int_0^1 \frac{1}{2}(1-x)^2 dx \\
 &= \left. -\frac{1}{6}(1-x)^3 \right|_0^1 = \frac{1}{6}
 \end{aligned}$$

Now, $\bar{X} = \frac{\iiint x dV}{\iiint dV}$

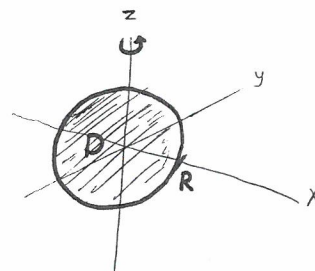
Computing, $\iiint x dV = \int_{x=0}^1 \int_{y=0}^{1-x} \int_{z=0}^{1-x-y} x dz dy dx = \int_0^1 x \underbrace{\int_{y=0}^{1-x} \int_{z=0}^{1-x-y} dz dy dx}_{\text{Same as above}}$

$$\begin{aligned}
 &= \int_0^1 \frac{1}{2}(1-x)^2 x dx \\
 &= \frac{1}{2} \int_0^1 x - 2x^2 + x^3 dx = \frac{1}{2} \left[\frac{1}{2} - \frac{2}{3} + \frac{1}{4} \right] = \frac{1}{24}
 \end{aligned}$$

Hence $\bar{X} = \frac{\frac{1}{24}}{\frac{1}{6}} = \frac{1}{4}$. By symmetry, $(\bar{X}, \bar{Y}, \bar{Z}) = \left(\frac{1}{4}, \frac{1}{4}, \frac{1}{4} \right)$

4))

Consider moment of inertia about z axis.



$$I = \iiint_D \rho (x^2 + y^2) dV$$

We use spherical coordinates (r, ψ, θ) where ψ is polar angle and θ is azimuthal angle.

First, we describe the region in spherical coordinates

$$0 \leq \theta \leq 2\pi$$

$$0 \leq \psi \leq \pi$$

$$0 \leq r \leq R$$

Second, we describe the integrand in terms of spherical coordinates

$$x = r \sin \psi \cos \theta$$

$$y = r \sin \psi \sin \theta$$

$$z = r \cos \psi$$

$$\Rightarrow x^2 + y^2 = r^2 \sin^2 \psi$$

Third, we write volume element in spherical coordinates: $dV = r^2 \sin \psi dr d\psi d\theta$

$$I = \int_{\theta=0}^{2\pi} \int_{\psi=0}^{\pi} \int_{r=0}^R \rho r^2 \sin^2 \psi r^2 \sin \psi dr d\psi d\theta$$

$$= \rho \int_{r=0}^R r^4 dr \int_{\theta=0}^{2\pi} d\theta \int_{\psi=0}^{\pi} \sin^3 \psi d\psi$$

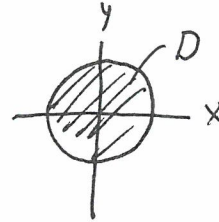
$$= \rho \frac{1}{5} R^5 \cdot 2\pi \left[\frac{\cos 3\psi}{12} - \frac{3}{4} \cos \psi \right]_0^{\pi}$$

$$= \frac{2}{5} \rho \pi R^5 \left[\frac{4}{3} \right]$$

$$= \frac{2}{5} \left(\frac{4}{3} \pi R^3 \right) R^2 = \boxed{\frac{2}{5} M R^2}$$

$$5 \text{ a) } \bar{d} = \frac{\int_{-R}^R x \, dx}{\int_{-R}^R 1 \, dx} = \frac{\frac{1}{2}x^2 \Big|_{-R}^R}{2R} = \frac{R^2}{2R} = \boxed{\frac{1}{2}R}$$

$$b) \bar{d} = \frac{\iint_D \sqrt{x^2+y^2} \, dx \, dy}{\iint_D dx \, dy}$$



Note: $\iint_D dx \, dy = \pi R^2$

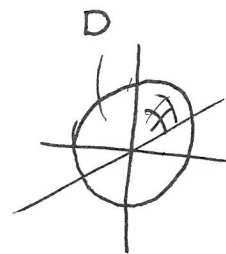
Convert to polar

$$\begin{aligned} \iint_D \sqrt{x^2+y^2} \, dx \, dy &= \int_{\theta=0}^{2\pi} \int_{r=0}^R r \, r \, dr \, d\theta \\ &= \int_{\theta=0}^{2\pi} d\theta \int_0^R r^2 \, dr \\ &= 2\pi \cdot \frac{1}{3} R^3 = \frac{2}{3} \pi R^3 \end{aligned}$$

$$\text{So } \bar{d} = \frac{\frac{2}{3} \pi R^3}{\pi R^2} = \boxed{\frac{2}{3} R}$$

5 c)

$$\bar{d} = \frac{\iiint_D \sqrt{x^2+y^2+z^2} \, dx \, dy \, dz}{\iiint_D dx \, dy \, dz}$$



Note $\iiint_D dx \, dy \, dz = \text{Volume of } D = \frac{4}{3} \pi R^3$

Use spherical coordinates

$$\iiint_D \sqrt{x^2+y^2+z^2} \, dx \, dy \, dz = \int_{\theta=0}^{2\pi} \int_{\varphi=0}^{\pi} \int_{r=0}^R r \cdot r^2 \sin \varphi \, dr \, d\varphi \, d\theta$$

$$= \int_0^{2\pi} d\theta \int_0^{\pi} \sin \varphi \, d\varphi \int_0^R r^3 \, dr$$

$$= 2\pi \underbrace{(-\cos \varphi \Big|_0^{\pi})}_2 \cdot \frac{1}{4} R^4$$

$$= \frac{4\pi}{4} R^4 = \pi R^4$$

$$\text{So } \bar{d} = \frac{\pi R^4}{\frac{4}{3} \pi R^3} = \boxed{\frac{3}{4} R}$$

d) In 1d, $\bar{d} = \frac{1}{2} R$

In 2d, $\bar{d} = \frac{2}{3} R$

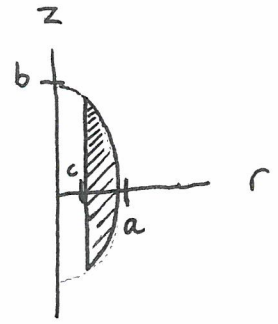
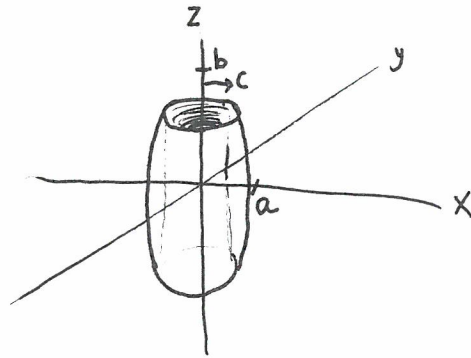
In 3d, $\bar{d} = \frac{3}{4} R$

In nd, we suspect $\bar{d} = \frac{n}{n+1} R$

That is, for large dimensions, the average distance to the origin within a hypersphere of radius R is $\approx R$. So almost all of the sphere's volume is at its edge! Quite surprising!

6)

a)



b) Use cylindrical coordinates

First we describe the shape in cylindrical coordinates

Note azimuthal symmetry, $0 \leq \theta \leq 2\pi$

Note $c \leq r \leq a$

To find z for a fixed r , let's write formula for ellipsoid in cylindrical coords

$$\frac{x^2 + y^2}{a^2} + \frac{z^2}{b^2} = 1 \quad \text{is} \quad \frac{r^2}{a^2} + \frac{z^2}{b^2} = 1$$

$$\text{so } z = \pm b \sqrt{1 - \frac{r^2}{a^2}}$$

$$V = \int_{\theta=0}^{2\pi} \int_{r=c}^a \int_{-b\sqrt{1-r^2/a^2}}^{b\sqrt{1-r^2/a^2}} 1 r d\theta dr dz$$

$$= \int_0^{2\pi} d\theta \int_{r=c}^a 2b\sqrt{1-r^2/a^2} r dr = 4\pi b \int_{r=c}^a \sqrt{1-r^2/a^2} r dr$$

$$= 4\pi b \left[-\frac{a^2}{3} \left(1 - \frac{r^2}{a^2}\right)^{3/2} \right]_c^a = \boxed{\frac{4}{3} \pi b (a^2 - c^2)}$$